



# English Summary

3

Based on English Chest 3

**This summary belongs to:**

**Name** : \_\_\_\_\_

**Class** : \_\_\_\_\_

**Number** : \_\_\_\_\_



















**Talenta Primary School**  
**Taman Kopo Indah III F-1**  
**Bandung Regency**

# UNIT 1- AT HOME

## Lesson 1 "What Do You Do in the Morning?"

- Routine activities

### I. Materials

			
put on my pajamas	take a shower	take a bath	wake up
<b>8 a.m.</b>	<b>12 a.m.</b>	<b>7 p.m.</b>	<b>11 p.m.</b>
			
eat breakfast	eat lunch	eat dinner	eat supper
			
go to school	get dressed	watch television	wash my face
			
do my homework	brush my hair	brush my teeth	play soccer
			
feed my dog	study	drink	swim in the pool
			
Cook	sleep	listen to the radio	read a story-book

## Ask and answer

Brenda : What do you do in the morning?

Marcel : I take a shower.

Sharon : What do you do in the afternoon?

Dylan : I eat lunch.

Ferly : What do you do in the evening?

James : I do my homework.

Shannon : What do you do at night?

Peter : I sleep.

## II. Sentence Patterns

**What do you do** in the morning?

**What do you do** in the afternoon?

**What do you do** in the evening?

**What do you do** at night?

I \_\_\_\_\_

### **SUBJECT**

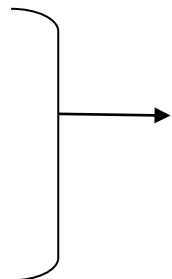
### **VERB**

I

You

They

We

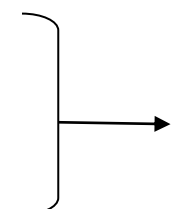


VERB

He

She

It



VERB (s/es)

**Try it! Complete the dialogue!**

Miss Retno : What do you do in the morning?  
You : \_\_\_\_\_.

Miss Retno : What do you do in the afternoon?  
You : \_\_\_\_\_.

Miss Retno : What do you do in the evening?  
You : \_\_\_\_\_.

Miss Retno : What do you do at night?  
You : \_\_\_\_\_.

**Try it! Change the verbs form based on the subject!**

*Example:*

Jane (swim) swims in the afternoon.

I (go) go to the park in the morning.

1. Anya (wake) \_\_\_\_\_ up in the morning.
2. Then, she (take) \_\_\_\_\_ a shower.
3. After that, she (get) \_\_\_\_\_ dressed.
4. She (go) \_\_\_\_\_ to school with her brother Willy.
5. Anya and Billy (go) \_\_\_\_\_ to school by car.
6. Uncle (drive) \_\_\_\_\_ us to school.
7. Mother (stay) \_\_\_\_\_ at home and do house works.
8. She (cook) \_\_\_\_\_ delicious foods for us.



## Lesson 2 “Dad Is in the Garage”

- Rooms in the house

### I. Materials

English	Bahasa
Yard	<i>Halaman</i>
Veranda	<i>Teras</i>
Living room	<i>ruang tamu</i>
Bedroom	<i>Kamar</i>
Bathroom	<i>kamar mandi</i>
Kitchen	<i>Dapur</i>
Dining room	<i>ruang makan</i>
Garage	<i>Garasi</i>
Motorcycle	<i>sepeda motor</i>
Bicycle	<i>Sepeda</i>
Car	<i>Mobil</i>
Tools	<i>Peralatan</i>
Computer	<i>Computer</i>
Toys	<i>Mainan</i>
Rabbit	<i>Kelinci</i>
Dog	<i>Anjing</i>

### Ask and answer

Mia : Where's grandma?  
Nazwa : She is in the kitchen.

Keyla : Where's dad?  
Harry : He's in the garage.

Greta : Where's mother?  
Farel : She's in the dining room.

## II. Sentence Patterns

Where's \_\_\_\_\_?

He's in the \_\_\_\_\_.

She's in the \_\_\_\_\_.

### Try it! Complete the dialogue!

Example:

Lance : Where's Bryan?

Hansel : (bathroom) He's in the bathroom.

1. Kayla : Where's grandpa?

Jonathan : (yard)\_\_\_\_\_.

2. Jordan : Where's sister?

Kayla : (livingroom)\_\_\_\_\_.

3. Nicole : Where's brother?



Kiel : (veranda)\_\_\_\_\_.


### Lesson 3 "Put the Mirror on the Wall"

- Household items (Things in the house)
- Prepositions (Identifying locations)

#### I. Materials

##### Noun (Kata Benda)

 <p>painting</p>	 <p>microwave</p>	 <p>vase</p>	 <p>toaster</p>
 <p>lamp</p>	 <p>refrigerator</p>	 <p>flowers</p>	 <p>picture</p>
 <p>photograph</p>	 <p>wall</p>	 <p>clock</p>	 <p>mirror</p>
 <p>telephone</p>	 <p>sofa</p>	 <p>table</p>	 <p>bookcase</p>
 <p>fan</p>	 <p>box</p>	 <p>animals</p>	 <p>Bird</p>




### Adjective (Kata Sifat)

: is used to describe a noun.

pretty (cantik)	beautiful (cantik/ indah)	nice (bagus)	soft (lembut)
heavy (berat)	light (ringan)	clean (bersih)	dirty (kotor)
..... .....	..... .....	..... .....	..... .....

### Prepositions of Place (Keterangan Tempat)





### Ask and answer

Lio : This is a **nice table**.

Mom : Put it in the dining room.

Farel : This is a **soft towel**.

Dad : Put it in the bathroom.

Greta : These are **clean plates**.

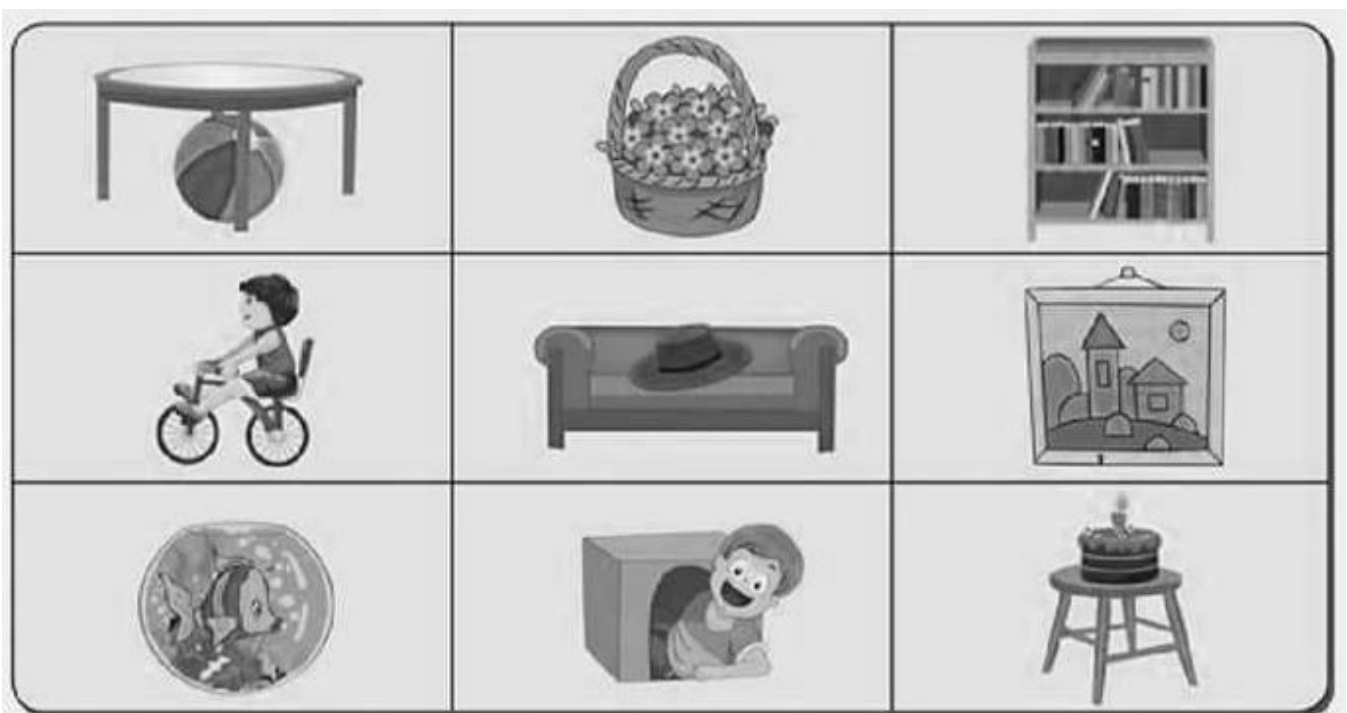
Grandma : Put them next to the box.

Dani : These are **beautiful flowers**.

Grandpa : Put them on the table.

### III. Speak Out

Look at the pictures and find the objects !



1. Where is the ball?

The ball is **under** the table.

2. Where is the cake?

\_\_\_\_\_.

3. Where are the books?

\_\_\_\_\_.

4. Where is the fish?

\_\_\_\_\_.

5. Where is the boy?

\_\_\_\_\_.

6. Where is the hat?

\_\_\_\_\_.

7. Where is the flower?

\_\_\_\_\_.

8. Where is the boy?

\_\_\_\_\_.

9. Where is the frame?

















\_\_\_\_\_.













# Lesson 4 "What Are You Doing?"

## - Activities

### I. Materials

#### Verb + ing

 <p>running</p>	 <p>walking</p>	 <p>eating</p>	 <p>drinking</p>
 <p>playing soccer</p>	 <p>playing baseball</p>	 <p>playing a computer game</p>	 <p>playing dolls</p>
 <p>watching TV</p>	 <p>watching a movie</p>	 <p>jogging</p>	 <p>typing</p>
 <p>cleaning</p>	 <p>shopping</p>	 <p>coloring</p>	 <p>Holding</p>

			
relaxing	working	flying	surfing
			
sitting	washing the dishes	painting	doing sport
			
studying	talking	sleeping	doing homework

## Read and Learn!

1. I **am** cleaning the white board.
2. You **are** studying English.
3. We **are** playing soccer.
4. They **are** flying a kite.
5. He **is** eating doughnut.
6. She **is** cooking in the kitchen.

## II. Sentence Patterns

	S + to be + VERBing	
--	---------------------	--

## Let's Write! Use the to be correctly!

is      am      is      are      is      are      is      are

1. Adi \_\_\_\_\_ washing the dishes.
2. He \_\_\_\_\_ doing homework.
3. I \_\_\_\_\_ talking to Miss Anna.
4. You \_\_\_\_\_ sitting.
5. She \_\_\_\_\_ relaxing.
6. Father \_\_\_\_\_ holding the baby.
7. We \_\_\_\_\_ doing sport.
8. They \_\_\_\_\_ surfing.

### **Ask and answer**

- Lisa            : What are you doing?  
Daniel        : I am coloring the picture.
- Jane            : What is Karen doing?  
Luis            : Karen is swimming.
- Juan            : What is Peter doing?  
Sara            : He is watching TV.

### **Read and Learn!**

questions	answers
What are you doing?	I am ....
What is she doing?	She is ....
What is he doing?	He is ....
What are they doing?	They are ....
What are we doing?	We are ...

**Complete the conversation! Use the hints!**

**watch    book    do    no    wash    not    she    dishes**

A : What is Megan \_\_\_\_\_?

B : I don't know. Is \_\_\_\_\_ reading a \_\_\_\_\_?

A : No, she's \_\_\_\_\_.

B : Is she \_\_\_\_\_ television?

A : \_\_\_\_\_, she's not.

B : I know what she's doing. She's \_\_\_\_\_ the \_\_\_\_\_.

**III. Speak Out**

<b>My routine activities</b>	
In the morning	1. 2. 3. 4. 5.
In the afternoon	1. 2. 3. 4. 5.
In the night	1. 2. 3. 4. 5.

# UNIT 2 - OUTDOOR

## Lesson 1 "Who Is He?"

- Identifying people and occupations (jobs)
- Information question with who

### I. Materials

 <p>police officer</p>	 <p>soccer player</p>	 <p>firefighter</p>	 <p>student</p>
 <p>cook</p>	 <p>teacher</p>	 <p>mail carrier</p>	 <p>librarian</p>
 <p>coach</p>	 <p>farmer</p>	 <p>dentist</p>	 <p>shopkeeper</p>
 <p>doctor</p>	 <p>criminal</p>	 <p>architect</p>	 <p>dancer</p>

## Ask and answer

Ella : **Who is he?**  
Nino : **He's a** teacher.

Dave : **Who is she?**  
Kelly : **She's a** dentist.

## II. Sentence Patterns

<b>Who is he?</b>	<b>He's a</b> _____.
<b>Who is she?</b>	<b>She's a</b> _____.

## Let's write!

Paul : Who is \_\_\_\_\_?  
Lance : \_\_\_\_\_ is a \_\_\_\_\_.



Martha : Who is \_\_\_\_\_?  
Lina : \_\_\_\_\_ is a \_\_\_\_\_.



Rinus : Who is \_\_\_\_\_?  
Marcel : \_\_\_\_\_ is a \_\_\_\_\_.



Robby : Who is \_\_\_\_\_?  
Betty : \_\_\_\_\_ is a \_\_\_\_\_.





### III. Speak Out

















Look at the table below, and determine the occupations based on this condition! (***dangerous, strong, brave, kind***)

<b>dangerous</b>	<b>strong</b>	<b>brave</b>	<b>kind</b>
1.	1.	1.	1.
2.	2.	2.	2.
3.	3.	3.	3.

## Lesson 2 "What Does She Look Like?"

- Describing someone / something
- Adjectives

### I. Materials

 <p>tall</p>	 <p>short</p>	 <p>strong</p>	 <p>weak</p>
 <p>thin</p>	 <p>fat</p>	 <p>cute</p>	 <p>ugly</p>
 <p>dark</p>	 <p>bright</p>	 <p>young</p>	 <p>old</p>
 <p>handsome</p>	 <p>pretty</p>	 <p>blond</p>	 <p>different</p>

## Ask and answer

Karen : **What does** your dad **look like?**

Lina : **He's** tall.

Mirra : **What does** your mom **look like?**

Rena : **She's** pretty.

Bella : **What does** he **look like?**

Paula : **He's** strong.

Okan : **What does** she **look like?**

Lina : **She's** young.

## II. Sentence Patterns

What does he/ she/ it look like?

He's/ She's/ It's \_\_\_\_\_ and \_\_\_\_\_.

What do they look like?

They're \_\_\_\_\_ and \_\_\_\_\_.

What does your \_\_\_\_\_ look like?

He's \_\_\_\_\_.

#### IV. Speak Out

<b>Name</b>	<b>Characteristics</b>
Natalia	Natalia is tall, beautiful and clever.
Me	
Mom	
Dad	
Brother	
Sister	